

# Electronic Payments

When clicking on the link for Electronic Payments, you will see a message saying you are leaving Enrichment to go to a third-party website. Click Proceed and you'll see the page below. If you want to make a payment without registering, you can do so by clicking Express Pay. If you want to save your payment information or set up recurring payments, click the rectangle for Register.

## Express Pay

When clicking Express Pay, enter your EFCU account number without the leading zeros or loan ID. This number is your member number, not the number at the bottom of your checks or your card number.



### Get Started

---

You can use the Web Payment Center to quickly and securely make your loan or credit card payments using funds from another checking or savings account. Payments made after 5:00 p.m., Monday - Friday, will be credited to your account within two business days.

Once in the system, the payment pages will look like the ones when having Registered (screen shots below). However, it will not allow you to save payment information.

# To Register to save payment information or set up recurring payments, click Register.



[Forgot your Password?](#)

When clicking on Register, you will see this page.



## Get Started

You can use the Web Payment Center to quickly and securely make your loan or credit card payments using funds from another checking or savings account. Payments made after 5:00 p.m., Monday - Friday, will be credited to your account within two business days.

Enter your EFCU account number without the three leading zeros or loan ID. This number is your member number and not the number at the bottom of your checks or your card number. When entering the Date of Birth, be sure to use / between the dates. Click the box to agree to the terms of service. Click Next.



### Security Questions

Last 4 of SSN

Date of Birth (MM/DD/YYYY)

I agree to the [Terms of Service](#).

Note the password does require an uppercase letter, special character and number.



### Create a Password

Password must be at least 8 characters long, including an uppercase letter, special character, and a number.

If you have already registered using the same email address, you will see the following message.



### Create a Password

An account with that email exists already.

••••••••

••••••••

Password must be at least 8 characters long, including an uppercase letter, special character, and a number.

Choose the loan you want to pay:

### Select Your Account to Pay



Loan ending in 0002

Amount Due:  
\$85.00

Setup AutoPay

Pay Now



Loan ending in 0100

Amount Due:  
\$755.77

Setup AutoPay

Pay Now



Loan ending in 0301

Amount Due:  
\$88.00

Setup AutoPay


Pay Now

Logout

Choose how you would like to pay, with Card or Bank Account and click next. The one chosen will have a red box around it.


### How Would You Like to Pay?

Please select bank or card, then click or tap Next below.



**Card**

Enter your card's details and make a one-time payment.



**Bank Account**

Pay directly with a bank account and store the info for next time.

Back

Next

Bank Account: You'll chose the Payment Date and when clicking Account, it will ask you to "ADD ANOTHER PAYMENT METHOD" if you do not already have one entered.

## Payment Information

### Pay Using

Payment Date

Name On Account

Account !

**+ ADD ANOTHER PAYMENT METHOD**

¥ 155.11

When clicking to add another payment method, it will show a box to start entering your checking or savings account information.









### Let's confirm your pay from account.

- ① We use Finicity to validate your account and routing number information. On the next page, you will be able to select your financial institution and then log in using your credentials, where you will be able to select any account that you would like to make a payment from.

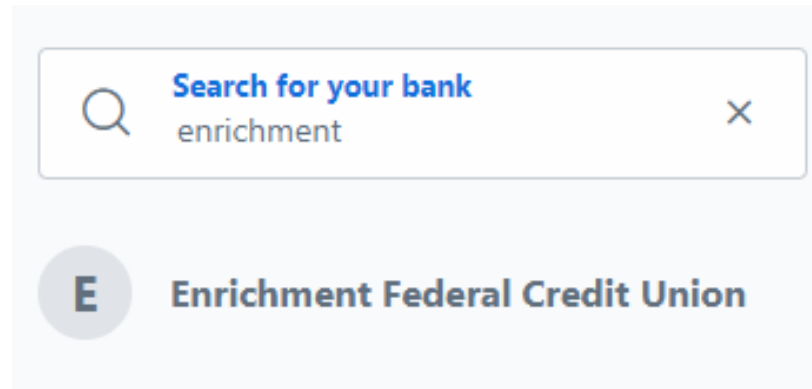
[Continue](#)

When clicking Continue, you'll be asked to search for your bank or credit union.

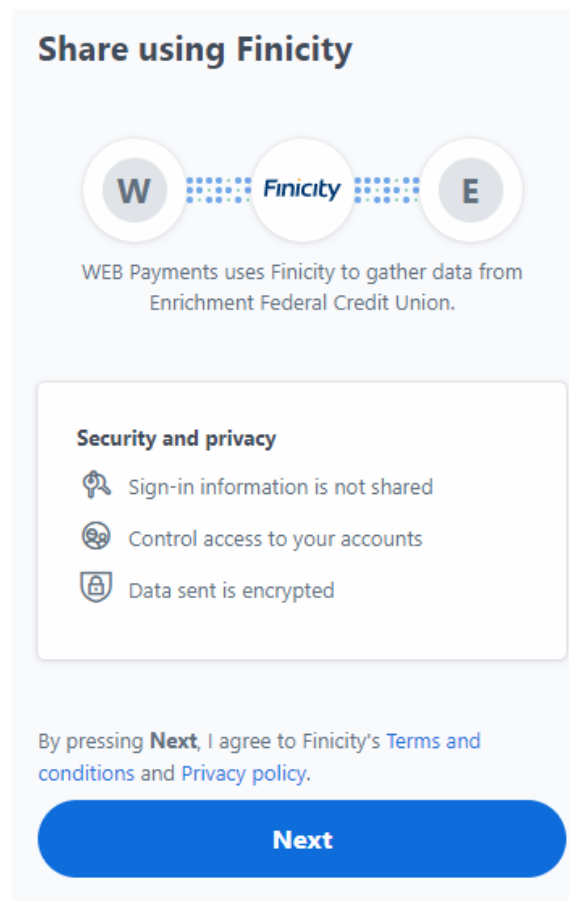
### Find your bank


As you search, it will bring up the financial institution name, which you will click on. (Enrichment is being used as an example.)



When clicking on the financial institution, you will see this screen. In order to use your financial institution account for this payment, you'll need to click Next.





When clicking Next, you will be asked to enter the credentials for logging into your financial institution account. This is very safe and will allow you to verify your account quickly.




**Enrichment Federal  
Credit Union**


**Secure sign in**

User ID 

Password 


 **Secure sign in**

Once entered, it will validate your identity for the account.



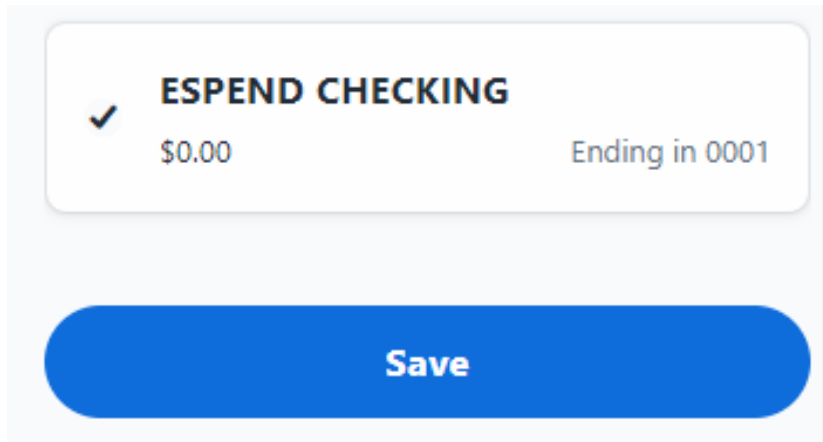
**Enrichment Federal  
Credit Union**

Validating identity...





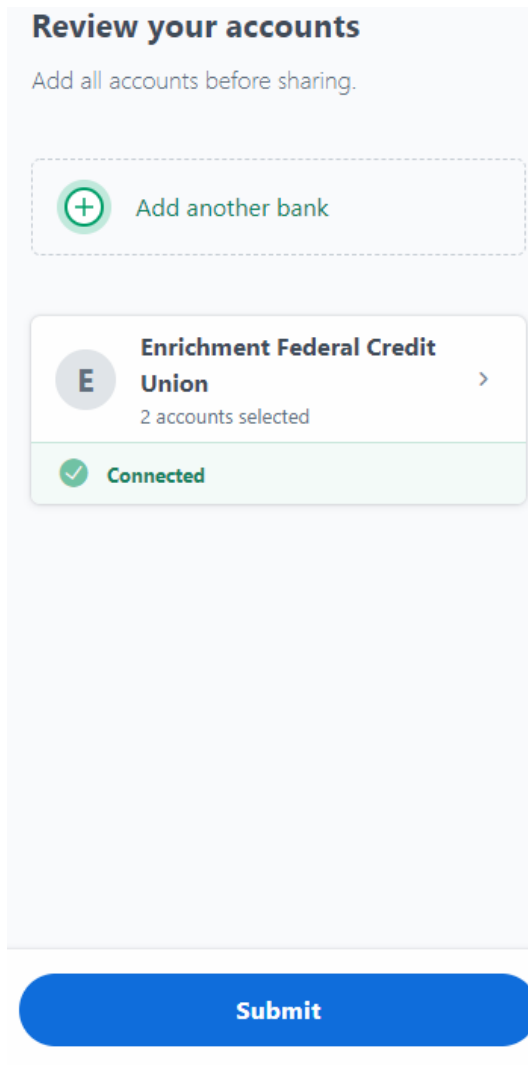
Once validated, it will give you a list of your accounts where you would like the payment to come from. Choose the account and click Save.



✓ **ESPEND CHECKING**  
\$0.00 Ending in 0001

**Save**

Click submit and you will be ready to make the payment.



**Review your accounts**  
Add all accounts before sharing.

+ Add another bank

**E** **Enrichment Federal Credit Union** >  
2 accounts selected


✓ **Connected**

**Submit**

It will allow you to choose that payment account.

## Payment Information

### Pay Using

Payment Date	Account 
Name On Account	Account ending in 0001 with Enrichment Federal Credit Union
	Account ending in 0000 with Enrichment Federal Credit Union

Click the account and click next. You will have the opportunity to verify the information entered is correct. If not, use the back button to reenter information. Click the box to agree to the paragraph at the bottom and then click Submit Payment. The next page will confirm the payment has been completed.



[Accounts & Loans](#) [History](#) [Profile](#)

### Verify Payment

Review your payment information. If you need to make changes, select "Back." When you are ready to proceed, select "Submit Payment."

Pay To Account Ending In:	0100
Payment Date:	03/07/2022
Pay Using:	Bank ending in 0001
Routing Number:	264281364
Bill Amount:	\$755.77
Fees:	\$0.00

<b>Total:</b>	<b>\$755.77</b>
---------------	-----------------

I agree to the following:

Today's date is 02/25/2022. You are authorizing Enrichment Federal Credit Union to initiate a single-entry debit transaction from your account ending in 0001 and routing number 264281364 in the amount of \$755.77 dated on or after 03/07/2022. This amount will be applied to your Enrichment Federal Credit Union account ending in 0100. This authorization may be revoked, prior to the processing of this transaction, by contacting Enrichment Federal Credit Union at 865-482-0045.


[Back](#)

[Submit Payment](#)

To use debit/credit card. Click Card and Next.


### How Would You Like to Pay?

Please select bank or card, then click or tap Next below.



**Card**

Enter your card's details and make a one-time payment.



**Bank Account**

Pay directly with a bank account and store the info for next time.

Back   **Next**

Enter your credit/debit card information. If the credit card number is not valid, it will not allow you to move forward.

### Payment Information

#### Pay Using

<input type="text" value="First Name"/>	<input type="text" value="Last Name"/>	
<input <img="" alt="Card icon" data-bbox="479 1381 516 1407" type="text" value="Card Number"/>	<input type="text" value="Exp. (mm/yy)"/>	<input <img="" alt="CV2 icon" data-bbox="722 1381 763 1407" type="text" value="CV2"/>

#### Summary

Loan #0100	
Amount To Pay	\$755.77
Fees	\$0.00
<b>Total Payment</b>	<b>\$755.77</b>

#### Billing Address

<input type="text" value="Street"/>		
<input type="text" value="City"/>	<input <img="" alt="Dropdown arrow" data-bbox="584 1575 600 1596" type="text" value="State"/>	<input type="text" value="Zip Code (5 digit)"/>

#### Enter Payment Amount

\$	<input type="text" value="755.77"/>
----	-------------------------------------

Back   **Next**

You will have the opportunity to verify the information entered is correct. If not, use the back button to reenter information. Click the box to agree to the paragraph at the bottom and then click Submit Payment. The next page will confirm the payment has been completed.



## Verify Payment

Review your payment information. If you need to make changes, select "Back." When you are ready to proceed, select "Submit Payment."

Pay To Account Ending In:	0100
Payment Date:	02/25/2022
Pay Using:	3585
Bill Amount:	\$755.77
Fees:	\$0.00

**Total: \$755.77**

I agree to the following:

Today's date is 02/25/2022. You are authorizing Enrichment Federal Credit Union to initiate a single transaction from your card ending in 3585 in the amount of \$755.77 dated on or after 02/25/2022. This amount will be applied to your Enrichment Federal Credit Union account ending in 0100. This authorization may be revoked, prior to the processing of this transaction, by contacting Enrichment Federal Credit Union at 865-482-0045.

Back

Submit Payment